

**MCKVAY
CONSULTING**
STRAIGHT TO THE TOP.

MAY 8, 2025
**EGX MARKET
REPORT** 

Thursday Insight

www.Mckvay.com
Contact@Mckvay.com



MARKET DATA



31,817.700

↓ -0.94%



3,296.280

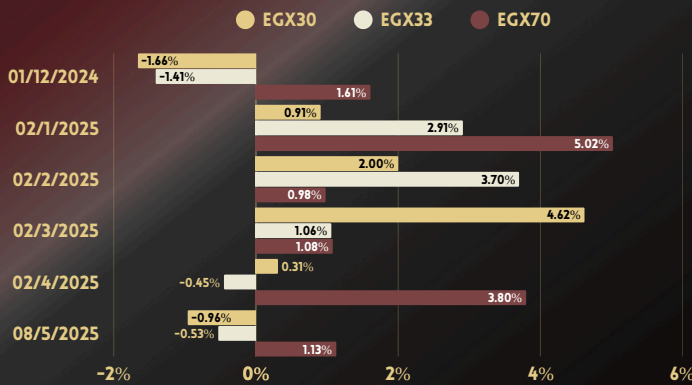
↓ -0.53%



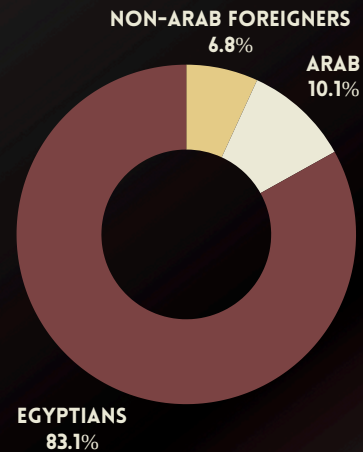
9,495.930

↑ +1.13%

PERCENTAGE MOVE



INVISTOR TYPE



↑ TOP GAINERS ↑

CONSTITUENTS	CURRENCY	PREVIOUS CLOSE	OPEN	CLOSE	%CHG
SAUDI EGYPTIAN INVESTMENT & FINANCE	EGP	73.200	73.200	87.840	20.00
UNIVERSAL FOR PAPER AND PACKAGING MATERIALS UNIPACK	EGP	0.972	0.972	1.079	11.01
PRIME HOLDING	EGP	1.150	1.150	1.250	8.70
CREAST MARK FOR CONTRACTING AND REAL ESTATE DEVELOPMENT	EGP	0.797	0.797	0.863	8.28
ARABIAN CEMENT COMPANY	EGP	25.000	25.000	26.780	7.12

↓ TOP LOSERS ↓

CONSTITUENTS	CURRENCY	PREVIOUS CLOSE	OPEN	CLOSE	%CHG
RAKTA PAPER MANUFACTURING	EGP	24.950	24.950	23.860	-4.37
EL KAHERA HOUSING	EGP	2.780	2.780	2.670	-3.96
GULF CANADIAN REAL ESTATE INVESTMENT CO.	EGP	4.260	4.260	4.100	-3.76
MENA TOURISTIC & REAL ESTATE INVESTMENT	EGP	5.340	5.340	5.140	-3.75
EL ARABIA FOR LAND RECLAMATION	EGP	107.340	107.340	103.310	-3.75

INVIStOR TYPE

A PERSON OR COMPANY INVOLVED IN TRADING EQUITY SECURITIES AND ATTEMPTING TO PROFIT FROM THE PURCHASE AND SALE OF THOSE SECURITIES.

TOTAL VALUE

TYPE	SELL VALUE EGP	BUY VALUE EGP	NET VALUE EGP
EGYPTIANS	33,649,014,779	31,819,157,218	-1,829,857,562
ARAB	5,605,402,270	3,108,633,194	-2,496,769,076
NON-ARAB FOREIGNERS	1,961,939,211	6,288,565,849	4,326,626,638

INDIVIDUALS BY NATIONALITY VALUE

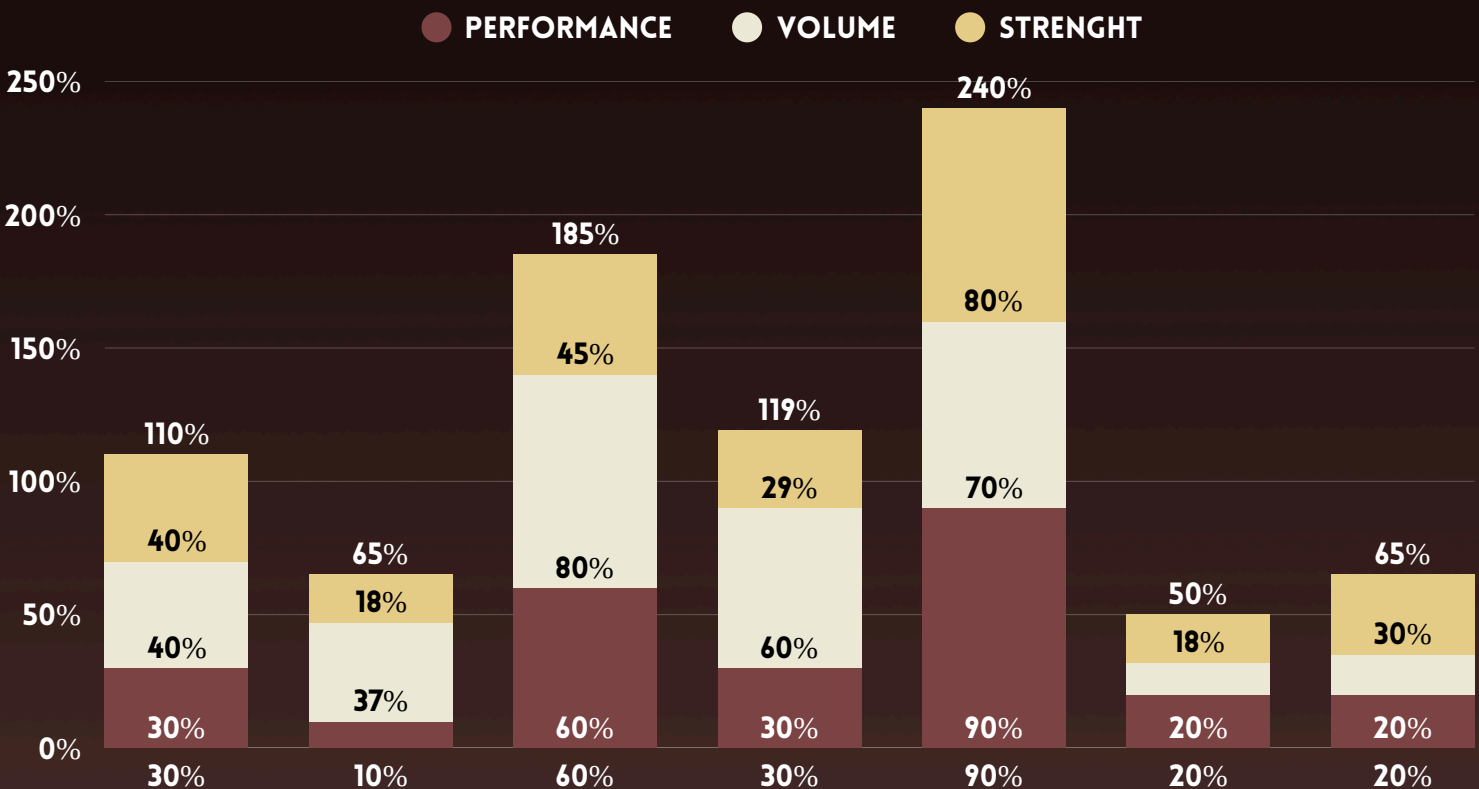
TYPE	SELL VALUE EGP	BUY VALUE EGP	NET VALUE EGP
EGYPTIANS	2,409,850,033	2,620,848,793	210,998,760
ARAB	75,606,594	93,686,012	18,079,418
NON-ARAB FOREIGNERS	1,355,588	5,604,634	4,249,046

IINSTITUTIONS BY NATIONALITY VALUE

TYPE	SELL VALUE EGP	BUY VALUE EGP	NET VALUE EGP
EGYPTIANS	31,239,164,746	29,198,308,425	-2,040,856,321
ARAB	5,529,795,676	3,014,947,181	-2,514,848,494
NON-ARAB FOREIGNERS	1,960,583,623	6,282,961,215	4,322,377,592

UNDER THE RADAR

CONSTITUENTS	TICKER	PRICE	SUPPORT	RESISTANCE
T M G HOLDING	TMGH	53.60	53.51	54.00
ABU DHABI ISLAMIC BANK	ADIB	39.12	38.80	40.00
LECICO - EGYPT	LCSW	24.80	24.60	25.00
RAYA HOLDING FOR FINANCIAL INVESTMENTS	RAYA	2.80	2.75	2.83
CANAL SHIPPING AGENCIES	CSAG	27.41	27.19	28.20
BELTONE FINANCIAL HOLDING S.A.E.	BTFH	2.38	2.34	2.42
ORIENTAL WEAVERS	ORWE	22.37	22.25	22.80



DISCLAIMER

THE INFORMATION AND RECOMMENDATIONS PROVIDED ON THIS PLATFORM ARE FOR EDUCATIONAL AND INFORMATIONAL PURPOSES ONLY AND SHOULD NOT BE CONSIDERED AS PERSONALIZED INVESTMENT ADVICE OR A SOLICITATION TO BUY OR SELL ANY FINANCIAL INSTRUMENTS.

1. NO GUARANTEE OF PROFIT:

TRADING IN FINANCIAL MARKETS INVOLVES SUBSTANTIAL RISK, AND THERE IS NO GUARANTEE OF PROFIT OR PROTECTION AGAINST LOSSES. PAST PERFORMANCE IS NOT INDICATIVE OF FUTURE RESULTS.

2. INDEPENDENT DECISION-MAKING:

ALL INVESTMENT DECISIONS ARE YOUR SOLE RESPONSIBILITY. YOU ARE ENCOURAGED TO PERFORM YOUR OWN RESEARCH AND CONSULT WITH A QUALIFIED FINANCIAL ADVISOR BEFORE MAKING ANY TRADING DECISIONS.

3. MARKET RISKS:

FINANCIAL MARKETS ARE SUBJECT TO VOLATILITY, ECONOMIC CONDITIONS, AND UNFORESEEN FACTORS THAT MAY IMPACT YOUR INVESTMENTS.

4. NO LIABILITY:

MCKVAY CONSULTING WILL NOT BE HELD LIABLE FOR ANY LOSSES OR DAMAGES RESULTING FROM RELIANCE ON THE INFORMATION PROVIDED. USE THE RECOMMENDATIONS AT YOUR OWN RISK.

5. EDUCATIONAL PURPOSE ONLY:

THE RECOMMENDATIONS ARE INTENDED TO PROVIDE INSIGHT INTO MARKET TRENDS AND STRATEGIES, NOT TO SERVE AS ACTIONABLE INVESTMENT DIRECTIVES.

YOU ACKNOWLEDGE THAT YOU HAVE READ AND UNDERSTOOD THIS DISCLAIMER AND ACCEPT THE ASSOCIATED RISKS OF TRADING. ALWAYS TRADE RESPONSIBLY AND WITHIN YOUR FINANCIAL MEANS.